

Note: This report includes information through March 16 which is Week 27 of 29

## Ryan A. Ashcraft's Bowling Record - Team 8: Metalcraft Inc

Week No.	Bowling Date	Old Ave	Old HDCP	---Average Change---				HDCP Total	Pins Gms		---Average Change---			High Game	High Sers	HDCP Game	HDCP Sers		
				-1-	-2-	-3-	Total		Total	Total	New - Old	----> +/-							
1	09/09/19	bk94	0				0	0	0	0	-	0.00	=	0.00	0	0			
2	09/16/19	bk94	0				0	0	0	0	-	0.00	=	0.00	0	0			
3	09/23/19	bk94	122	<b>124</b>	76	<b>118</b>	318	<b>684</b>	318	3	106.00	-	0.00	=	<b>106.00</b>	124	318		
4	09/30/19	bk94	122	<b>91</b>	<b>121</b>	<b>97</b>	309	<b>675</b>	627	6	104.50	-	106.00	=	<b>-1.50</b>	124	318		
5	10/07/19	bk94	122	104	<b>102</b>	121	327	693	954	9	106.00	-	104.50	=	<b>1.50</b>	124	327		
6	10/14/19	106	111	<b>142</b>	109	121	372	<b>705</b>	1326	12	110.50	-	106.00	=	<b>4.50</b>	142	372	253	705
7	10/21/19	110	108	<b>84</b>	<b>92</b>	143	319	<b>643</b>	1645	15	109.67	-	110.50	=	<b>-0.83</b>	143	372	253	705
8	10/28/19	109	108	103	93	99	295	619	1940	18	107.78	-	109.67	=	<b>-1.89</b>	143	372	253	705
9	11/04/19	107	110	<b>99</b>	<b>105</b>	<b>147</b>	351	<b>681</b>	2291	21	109.10	-	107.78	=	<b>1.32</b>	147	372	257	705
10	11/11/19	109	108	105	<b>140</b>	101	346	670	2637	24	109.88	-	109.10	=	<b>0.78</b>	147	372	257	705

### End of 1st part

11	11/18/19	109	108	99	101	<b>127</b>	327	651	2964	27	109.78	-	109.88	=	<b>-0.10</b>	147	372	257	705
12	11/25/19	109	108	109	<b>117</b>	83	309	633	3273	30	109.10	-	109.78	=	<b>-0.68</b>	147	372	257	705
13	12/02/19	109	108	106	<b>126</b>	122	354	678	3627	33	109.91	-	109.10	=	<b>0.81</b>	147	372	257	705
14	12/09/19	109	0				0	0	3627	33	109.91	-	109.91	=	<b>0.00</b>	147	372	257	705
15	12/16/19	109	108	<b>120</b>	97	<b>117</b>	334	<b>658</b>	3961	36	110.03	-	109.91	=	<b>0.12</b>	147	372	257	705
16	12/23/19	110	0				0	0	3961	36	110.03	-	110.03	=	<b>0.00</b>	147	372	257	705
0	12/30/19	110	0				0	0	3961	36	110.03	-	110.03	=	<b>0.00</b>	147	372	257	705
17	01/06/20	110	108	119	86	87	292	616	4253	39	109.05	-	110.03	=	<b>-0.98</b>	147	372	257	705
18	01/13/20	109	108	109	88	140	337	661	4590	42	109.29	-	109.05	=	<b>0.23</b>	147	372	257	705
19	01/20/20	109	108	95	142	<b>142</b>	379	703	4969	45	110.42	-	109.29	=	<b>1.14</b>	147	379	257	705

### End of 2nd part

20	01/27/20	110	108	<b>123</b>	<b>121</b>	<b>116</b>	360	<b>684</b>	5329	48	111.02	-	110.42	=	<b>0.60</b>	147	379	257	705
21	02/03/20	111	107	<b>158</b>	94	94	346	<b>667</b>	5675	51	111.27	-	111.02	=	<b>0.25</b>	158	379	265	705
<b>158 --- 150 Game (120 Ave or Less) -- Local Assoc. Awards</b>																			
22	02/10/20	111	0				0	0	5675	51	111.27	-	111.27	=	<b>0.00</b>	158	379	265	705
23	02/17/20	111	107	<b>120</b>	<b>120</b>	<b>122</b>	362	<b>683</b>	6037	54	111.80	-	111.27	=	<b>0.52</b>	158	379	265	705
24	02/24/20	111	107	<b>108</b>	95	100	303	624	6340	57	111.23	-	111.80	=	<b>-0.57</b>	158	379	265	705
25	03/02/20	111	107	85	111	<b>107</b>	303	624	6643	60	110.72	-	111.23	=	<b>-0.51</b>	158	379	265	705
26	03/09/20	110	108	<b>131</b>	<b>135</b>	83	349	673	6992	63	110.98	-	110.72	=	<b>0.27</b>	158	379	265	705
27	03/16/20	110	108	98	86	<b>99</b>	283	607	7275	66	110.23	-	110.98	=	<b>-0.76</b>	158	379	265	705

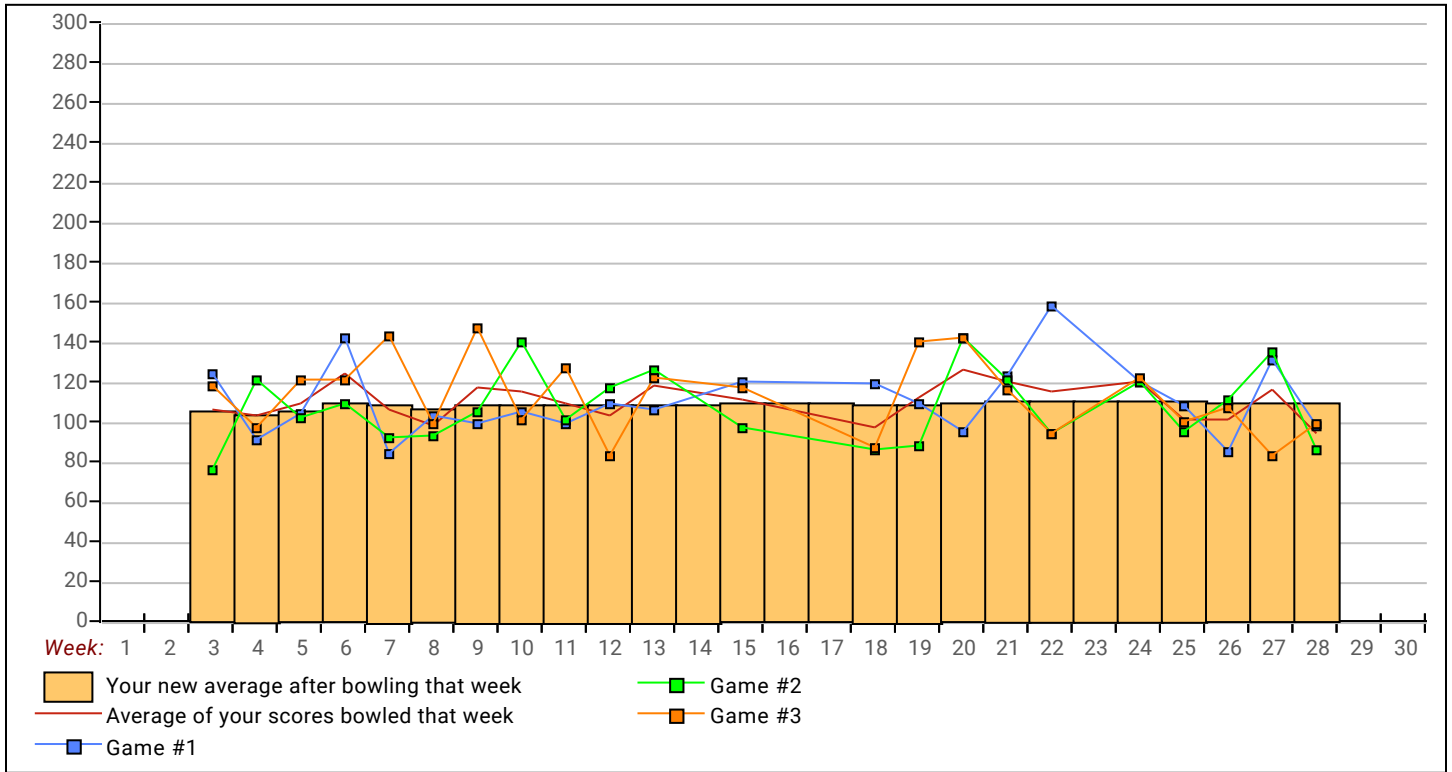
<u>&lt;100</u>	<u>100's</u>	<u>125's</u>	<u>150's</u>	<u>175's</u>	<u>200's</u>	<u>225's</u>	<u>250's</u>	<u>275's</u>	<u>300's</u>
23	31	11	1						
<u>&lt;400</u>	<u>400's</u>	<u>450's</u>	<u>500's</u>	<u>550's</u>	<u>600's</u>	<u>650's</u>	<u>700's</u>	<u>750's</u>	<u>800's</u>
22									

<u>Ave of Game 1</u>	<u>Ave of Game 2</u>	<u>Ave of Game 3</u>
110.55	107.14	113.00

High game of **158** on week **22**      High series of **379** on week **20**      High average of **111.80** after bowling week **24**  
 Low game of **76** on week **3**      Low series of **283** on week **28**      Low average of **104.50** after bowling week **4**

High Scores by Game  
 Game #1: **158** on week **22**    Game #2: **142** on week **20**    Game #3: **147** on week **9**

Note: This report includes information through March 16 which is Week 27 of 29



Note: This report includes information through March 16 which is Week 27 of 29

## Glenn H. Wing's Bowling Record - Team 8: Metalcraft Inc

Week No.	Bowling Date	Old Ave	Old HDCP	---Average Change---			Total	HDCP Total	Pins	Gms	New - Old ----> +/-			High Game	High Sers	HDCP Game	HDCP Sers
				-1-	-2-	-3-											
1	09/09/19	bk134	86	114	<b>207</b>	<b>133</b>	454	<b>712</b>	454	3	151.33	- 0.00	= <b>151.33</b>	207	454		
2	09/16/19	bk134	86	<b>131</b>	138	109	378	636	832	6	138.67	- 151.33	= <b>-12.67</b>	207	454		
3	09/23/19	bk134	86	125	<b>145</b>	<b>122</b>	392	650	1224	9	136.00	- 138.67	= <b>-2.67</b>	207	454		
4	09/30/19	136	84	121	<b>129</b>	<b>130</b>	380	<b>632</b>	1604	12	133.67	- 136.00	= <b>-2.33</b>	207	454	214	632
5	10/07/19	133	87	129	134	139	402	663	2006	15	133.73	- 133.67	= <b>0.07</b>	207	454	226	663
6	10/14/19	133	87	<b>172</b>	103	141	416	677	2422	18	134.56	- 133.73	= <b>0.82</b>	207	454	259	677
7	10/21/19	134	86	132	<b>169</b>	115	416	674	2838	21	135.14	- 134.56	= <b>0.59</b>	207	454	259	677
8	10/28/19	135	85	<b>156</b>	112	126	394	649	3232	24	134.67	- 135.14	= <b>-0.48</b>	207	454	259	677
9	11/04/19	134	86	164	<b>171</b>	125	460	<b>718</b>	3692	27	136.74	- 134.67	= <b>2.07</b>	207	460	259	718
10	11/11/19	136	84	<b>123</b>	<b>177</b>	138	438	690	4130	30	137.67	- 136.74	= <b>0.93</b>	207	460	261	718

### End of 1st part

11	11/18/19	137	0				0	0	4130	30	137.67	- 137.67	= <b>0.00</b>	207	460	261	718
12	11/25/19	137	83	<b>169</b>	<b>132</b>	<b>176</b>	477	<b>726</b>	4607	33	139.61	- 137.67	= <b>1.94</b>	207	477	261	726
13	12/02/19	139	81	<b>184</b>	125	128	437	<b>680</b>	5044	36	140.11	- 139.61	= <b>0.51</b>	207	477	265	726
14	12/09/19	140	81	<b>147</b>	<b>157</b>	<b>159</b>	463	<b>706</b>	5507	39	141.21	- 140.11	= <b>1.09</b>	207	477	265	726
15	12/16/19	141	80	<b>134</b>	<b>138</b>	<b>169</b>	441	<b>681</b>	5948	42	141.62	- 141.21	= <b>0.41</b>	207	477	265	726
16	12/23/19	141	80	123	123	130	376	616	6324	45	140.53	- 141.62	= <b>-1.09</b>	207	477	265	726
0	12/30/19	140	0				0	0	6324	45	140.53	- 140.53	= <b>0.00</b>	207	477	265	726
17	01/06/20	140	0				0	0	6324	45	140.53	- 140.53	= <b>0.00</b>	207	477	265	726
18	01/13/20	140	0				0	0	6324	45	140.53	- 140.53	= <b>0.00</b>	207	477	265	726
19	01/20/20	140	81	128	125	<b>151</b>	404	647	6728	48	140.17	- 140.53	= <b>-0.37</b>	207	477	265	726

### End of 2nd part

20	01/27/20	140	81	<b>165</b>	<b>132</b>	<b>157</b>	454	<b>697</b>	7182	51	140.82	- 140.17	= <b>0.66</b>	207	477	265	726
21	02/03/20	140	0				0	0	7182	51	140.82	- 140.82	= <b>0.00</b>	207	477	265	726
22	02/10/20	140	81	128	143	<b>135</b>	406	649	7588	54	140.52	- 140.82	= <b>-0.31</b>	207	477	265	726
23	02/17/20	140	81	140	149	94	383	626	7971	57	139.84	- 140.52	= <b>-0.68</b>	207	477	265	726
24	02/24/20	139	81	<b>157</b>	146	<b>143</b>	446	<b>689</b>	8417	60	140.28	- 139.84	= <b>0.44</b>	207	477	265	726
25	03/02/20	140	81	112	150	<b>153</b>	415	658	8832	63	140.19	- 140.28	= <b>-0.09</b>	207	477	265	726
26	03/09/20	140	81	145	152	135	432	675	9264	66	140.36	- 140.19	= <b>0.17</b>	207	477	265	726
27	03/16/20	140	81	101	116	<b>178</b>	395	638	9659	69	139.99	- 140.36	= <b>-0.38</b>	207	477	265	726

<u>&lt;100</u>	<u>100's</u>	<u>125's</u>	<u>150's</u>	<u>175's</u>	<u>200's</u>	<u>225's</u>	<u>250's</u>	<u>275's</u>	<u>300's</u>
1	13	34	16	4	1				
<u>&lt;400</u>	<u>400's</u>	<u>450's</u>	<u>500's</u>	<u>550's</u>	<u>600's</u>	<u>650's</u>	<u>700's</u>	<u>750's</u>	<u>800's</u>
7	11	5							

<u>Ave of Game 1</u>	<u>Ave of Game 2</u>	<u>Ave of Game 3</u>
139.13	142.30	138.52

High game of **207** on week **1**      High series of **477** on week **12**      High average of **151.33** after bowling week **1**  
 Low game of **94** on week **24**      Low series of **376** on week **16**      Low average of **133.67** after bowling week **4**

High Scores by Game

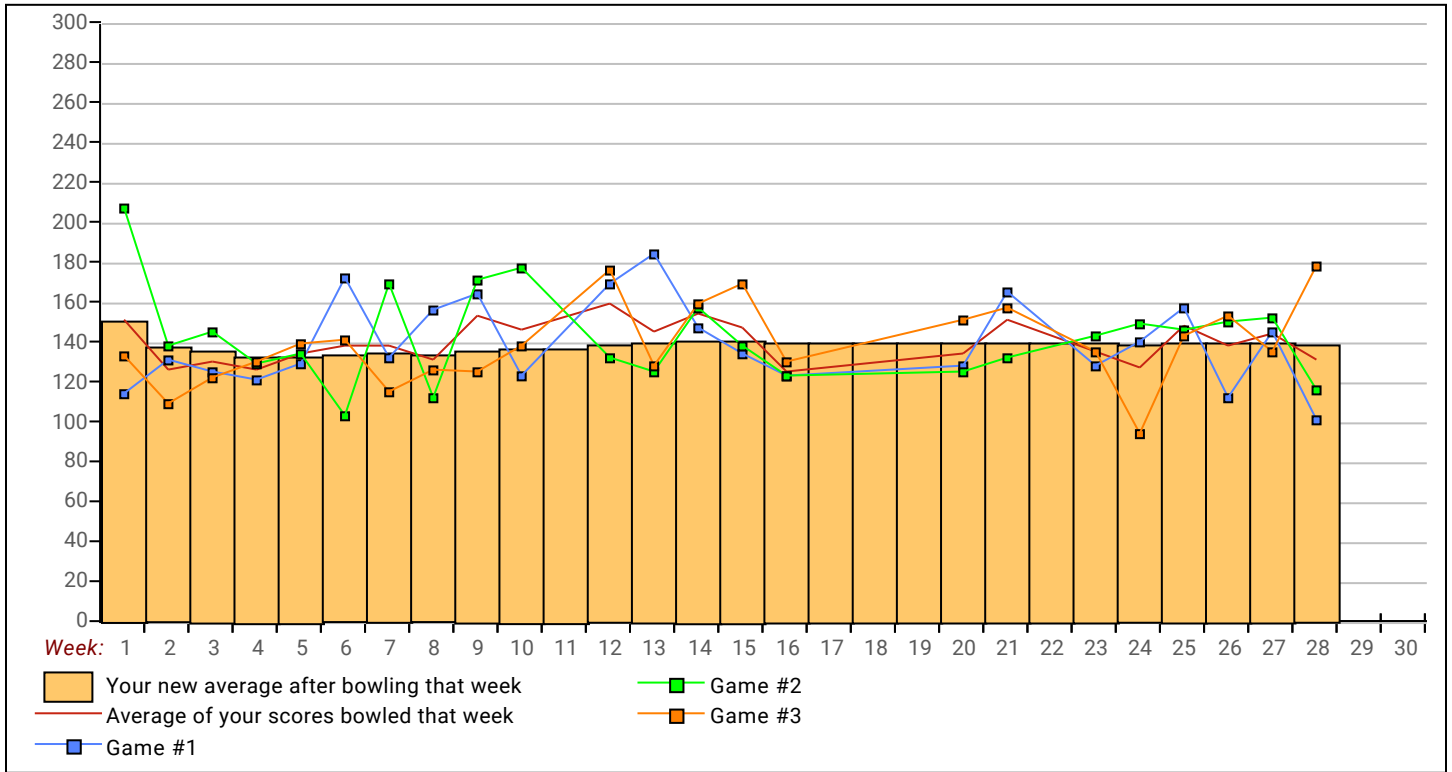
Game #1: **184** on week **13**    Game #2: **207** on week **1**    Game #3: **178** on week **28**

# Industrial League 2019-20

Monday 6:30 PM

Lanes 23 - 40

Note: This report includes information through March 16 which is Week 27 of 29



Note: This report includes information through March 16 which is Week 27 of 29

## John E. Williams's Bowling Record - Team 8: Metalcraft Inc

Week No.	Bowling Date	Old Ave	Old HDCP	Old			Total	HDCP Total	Pins Gms		---Average Change---			High Game	High Sers	HDCP Game	HDCP Sers		
				-1-	-2-	-3-			New	Old	+	-							
1	09/09/19	bk159	63	149	<b>178</b>	<b>181</b>	508	<b>697</b>	508	3	169.33	-	0.00	=	169.33	181	508		
2	09/16/19	bk159	63	<b>188</b>	<b>148</b>	<b>172</b>	508	<b>697</b>	1016	6	169.33	-	169.33	=	0.00	188	508		
3	09/23/19	bk159	63	148	141	165	454	643	1470	9	163.33	-	169.33	=	-6.00	188	508		
4	09/30/19	163	0				0	0	1470	9	163.33	-	163.33	=	0.00	188	508		
5	10/07/19	163	60	158	125	<b>141</b>	424	604	1894	12	157.83	-	163.33	=	-5.50	188	508	218	604
6	10/14/19	157	65	152	174	158	484	679	2378	15	158.53	-	157.83	=	0.70	188	508	239	679
7	10/21/19	158	64	140	<b>163</b>	153	456	648	2834	18	157.44	-	158.53	=	-1.09	188	508	239	679
8	10/28/19	157	65	<b>188</b>	140	159	487	682	3321	21	158.14	-	157.44	=	0.70	188	508	253	682
9	11/04/19	158	64	<b>191</b>	148	159	498	690	3819	24	159.13	-	158.14	=	0.98	191	508	255	690
10	11/11/19	159	63	141	146	<b>175</b>	462	651	4281	27	158.56	-	159.13	=	-0.57	191	508	255	690

### End of 1st part

11	11/18/19	158	64	143	140	180	463	655	4744	30	158.13	-	158.56	=	-0.42	191	508	255	690
12	11/25/19	158	64	149	137	149	435	627	5179	33	156.94	-	158.13	=	-1.19	191	508	255	690
13	12/02/19	156	0				0	0	5179	33	156.94	-	156.94	=	0.00	191	508	255	690
14	12/09/19	156	66	164	<b>189</b>	167	520	718	5699	36	158.31	-	156.94	=	1.37	191	520	255	718
15	12/16/19	158	64	137	<b>167</b>	138	442	634	6141	39	157.46	-	158.31	=	-0.84	191	520	255	718
16	12/23/19	157	65	<b>157</b>	127	146	430	625	6571	42	156.45	-	157.46	=	-1.01	191	520	255	718
0	12/30/19	156	0				0	0	6571	42	156.45	-	156.45	=	0.00	191	520	255	718
17	01/06/20	156	66	<b>190</b>	146	<b>133</b>	469	667	7040	45	156.44	-	156.45	=	-0.01	191	520	256	718
18	01/13/20	156	66	<b>161</b>	157	136	454	652	7494	48	156.13	-	156.44	=	-0.32	191	520	256	718
19	01/20/20	156	66	<b>161</b>	<b>123</b>	<b>170</b>	454	<b>652</b>	7948	51	155.84	-	156.13	=	-0.28	191	520	256	718

### End of 2nd part

20	01/27/20	155	67	<b>166</b>	<b>142</b>	<b>168</b>	476	<b>677</b>	8424	54	156.00	-	155.84	=	0.16	191	520	256	718
21	02/03/20	156	66	191	143	<b>188</b>	522	720	8946	57	156.95	-	156.00	=	0.95	191	522	257	720
22	02/10/20	156	66	<b>159</b>	117	156	432	630	9378	60	156.30	-	156.95	=	-0.65	191	522	257	720
23	02/17/20	156	66	<b>191</b>	<b>182</b>	136	509	<b>707</b>	9887	63	156.94	-	156.30	=	0.64	191	522	257	720
24	02/24/20	156	66	174	171	144	489	687	10376	66	157.21	-	156.94	=	0.28	191	522	257	720
25	03/02/20	157	65	<b>198</b>	<b>148</b>	<b>200</b>	546	<b>741</b>	10922	69	158.29	-	157.21	=	1.08	200	546	265	741
				<b>200 --- 200 Game (160 Ave or Less) -- Local Assoc. Awards</b>															
26	03/09/20	158	64	<b>203</b>	175	<b>208</b>	586	<b>778</b>	11508	72	159.83	-	158.29	=	1.54	208	586	272	778
				<b>203 --- 200 Game (160 Ave or Less) -- Local Assoc. Awards</b>															
27	03/16/20	159	63				0	0	11508	72	159.83	-	159.83	=	0.00	208	586	272	778

### Summary Statistics

<u>&lt;100</u>	<u>100's</u>	<u>125's</u>	<u>150's</u>	<u>175's</u>	<u>200's</u>	<u>225's</u>	<u>250's</u>	<u>275's</u>	<u>300's</u>
	2	28	24	15	3				
<u>&lt;400</u>	<u>400's</u>	<u>450's</u>	<u>500's</u>	<u>550's</u>	<u>600's</u>	<u>650's</u>	<u>700's</u>	<u>750's</u>	<u>800's</u>
	5	12	6	1					
<u>Ave of Game 1</u>			<u>Ave of Game 2</u>			<u>Ave of Game 3</u>			
166.63			151.13			161.75			

High game of **208** on week **27**      High series of **586** on week **27**      High average of **169.33** after bowling week **1**  
 Low game of **117** on week **23**      Low series of **424** on week **5**      Low average of **155.84** after bowling week **20**

#### High Scores by Game

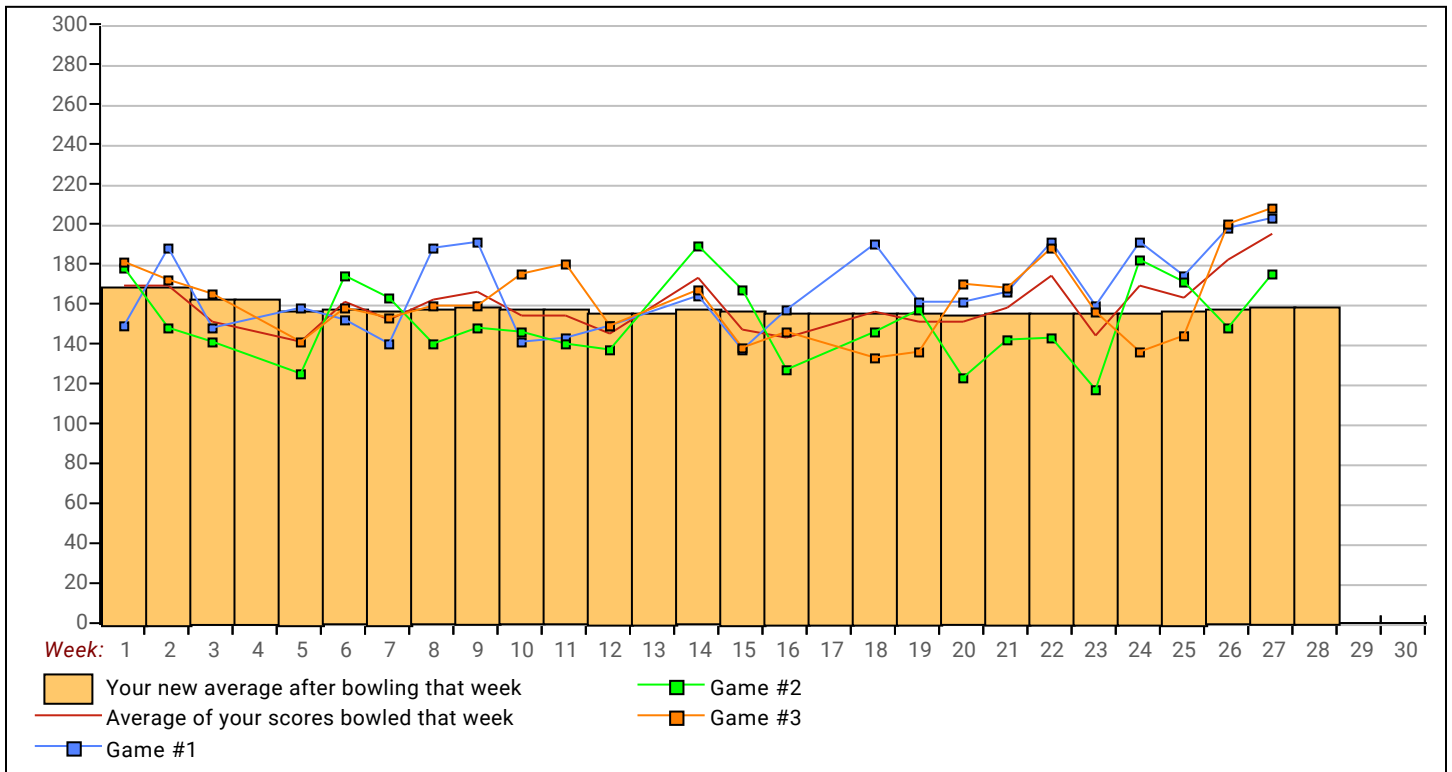
Game #1: **203** on week **27**    Game #2: **189** on week **14**    Game #3: **208** on week **27**

# Industrial League 2019-20

Monday 6:30 PM

Lanes 23 - 40

Note: This report includes information through March 16 which is Week 27 of 29



Note: This report includes information through March 16 which is Week 27 of 29

## Ken Cortez's Bowling Record - Team 8: Metalcraft Inc

Week No.	Bowling Date	Old Ave	Old HDCP	Old			Total	HDCP Total	Pins		Gms	---Average Change---			High Game	High Sers	HDCP Game	HDCP Sers	
				-1-	-2-	-3-			New	Old		Change							
1	09/09/19	bk159	63	212	160	169	541	730	541	3	180.33	-	0.00	=	180.33	212	541		
2	09/16/19	bk159	63	154	114	129	397	586	938	6	156.33	-	180.33	=	-24.00	212	541		
3	09/23/19	bk159	63	129	154	162	445	634	1383	9	153.67	-	156.33	=	-2.67	212	541		
4	09/30/19	153	69	144	124	133	401	608	1784	12	148.67	-	153.67	=	-5.00	212	541	213	608
5	10/07/19	148	73	a138	a138	a138	414	633	1784	12	148.67	-	148.67	=	0.00	212	541	213	608
6	10/14/19	148	73	187	172	135	494	713	2278	15	151.87	-	148.67	=	3.20	212	541	260	713
7	10/21/19	151	71	120	182	187	489	702	2767	18	153.72	-	151.87	=	1.86	212	541	260	713
8	10/28/19	153	69	167	196	169	532	739	3299	21	157.10	-	153.72	=	3.37	212	541	265	739
9	11/04/19	157	65	187	144	160	491	686	3790	24	157.92	-	157.10	=	0.82	212	541	265	739
10	11/11/19	157	0				0	0	3790	24	157.92	-	157.92	=	0.00	212	541	265	739

### End of 1st part

11	11/18/19	157	65	159	172	172	503	698	4293	27	159.00	-	157.92	=	1.08	212	541	265	739
12	11/25/19	159	0				0	0	4293	27	159.00	-	159.00	=	0.00	212	541	265	739
13	12/02/19	159	63	169	157	196	522	711	4815	30	160.50	-	159.00	=	1.50	212	541	265	739
14	12/09/19	160	63	184	198	168	550	739	5365	33	162.58	-	160.50	=	2.08	212	550	265	739
15	12/16/19	162	61	169	187	174	530	713	5895	36	163.75	-	162.58	=	1.17	212	550	265	739
16	12/23/19	163	60	152	145	156	453	633	6348	39	162.77	-	163.75	=	-0.98	212	550	265	739
0	12/30/19	162	0				0	0	6348	39	162.77	-	162.77	=	0.00	212	550	265	739
17	01/06/20	162	61	139	194	170	503	686	6851	42	163.12	-	162.77	=	0.35	212	550	265	739
18	01/13/20	163	60	172	171	157	500	680	7351	45	163.36	-	163.12	=	0.24	212	550	265	739
19	01/20/20	163	0				0	0	7351	45	163.36	-	163.36	=	0.00	212	550	265	739

### End of 2nd part

20	01/27/20	163	60	192	213	191	596	776	7947	48	165.56	-	163.36	=	2.21	213	596	273	776
21	02/03/20	165	58	169	135	183	487	661	8434	51	165.37	-	165.56	=	-0.19	213	596	273	776
22	02/10/20	165	58	169	212	124	505	679	8939	54	165.54	-	165.37	=	0.16	213	596	273	776
23	02/17/20	165	58	175	179	177	531	705	9470	57	166.14	-	165.54	=	0.60	213	596	273	776
24	02/24/20	166	57	220	175	135	530	701	10000	60	166.67	-	166.14	=	0.53	220	596	277	776
25	03/02/20	166	0				0	0	10000	60	166.67	-	166.67	=	0.00	220	596	277	776
26	03/09/20	166	57	168	172	166	506	677	10506	63	166.76	-	166.67	=	0.10	220	596	277	776
27	03/16/20	166	57	200	166	165	531	702	11037	66	167.23	-	166.76	=	0.47	220	596	277	776

<u>&lt;100</u>	<u>100's</u>	<u>125's</u>	<u>150's</u>	<u>175's</u>	<u>200's</u>	<u>225's</u>	<u>250's</u>	<u>275's</u>	<u>300's</u>
	4	10	30	17	5				
<u>&lt;400</u>	<u>400's</u>	<u>450's</u>	<u>500's</u>	<u>550's</u>	<u>600's</u>	<u>650's</u>	<u>700's</u>	<u>750's</u>	<u>800's</u>
1	2	5	12	2					
<u>Ave of Game 1</u>			<u>Ave of Game 2</u>			<u>Ave of Game 3</u>			
169.86			169.18			162.64			

High game of **220** on week **25**      High series of **596** on week **21**      High average of **180.33** after bowling week **1**  
 Low game of **114** on week **2**      Low series of **397** on week **2**      Low average of **148.67** after bowling week **4**

High Scores by Game

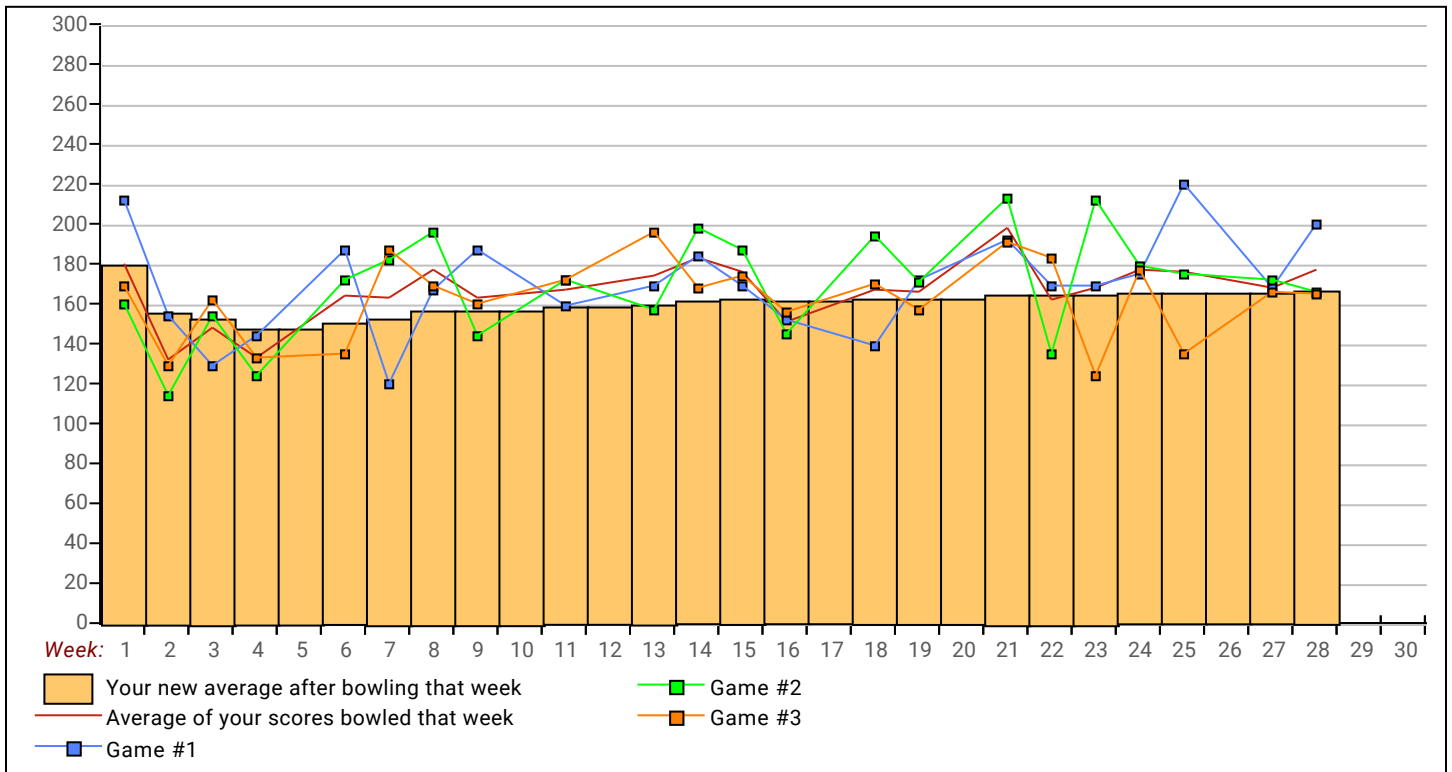
Game #1: **220** on week **25**    Game #2: **213** on week **21**    Game #3: **196** on week **13**

# Industrial League 2019-20

Monday 6:30 PM

Lanes 23 - 40

Note: This report includes information through March 16 which is Week 27 of 29





Monday 6:30 PM

Lanes 23 - 40

Note: This report includes information through March 16 which is Week 27 of 29

## Joe Stearns's Bowling Record - Team 8: Metalcraft Inc

Week No.	Bowling Date	Old Ave	Old HDCP	-1- -2- -3-			Total	HDCP		Pins Gms		---Average Change---			High Game	High Sers	HDCP Game	HDCP Sers	
				-1-	-2-	-3-		Total	Total	New	Old	Change							
1	09/09/19	bk198	28	163	<b>220</b>	<b>192</b>	575	<b>659</b>	575	3	191.67	-	0.00	=	<b>191.67</b>	220	575		
2	09/16/19	bk198	28	179	<b>179</b>	181	539	<b>623</b>	1114	6	185.67	-	191.67	=	<b>-6.00</b>	220	575		
3	09/23/19	bk198	28	189	212	<b>201</b>	602	<b>686</b>	1716	9	190.67	-	185.67	=	<b>5.00</b>	220	602		
4	09/30/19	190	36	<b>245</b>	<b>212</b>	163	620	<b>728</b>	2336	12	194.67	-	190.67	=	<b>4.00</b>	245	620	281	728
5	10/07/19	194	32	201	<b>189</b>	180	570	666	2906	15	193.73	-	194.67	=	<b>-0.93</b>	245	620	281	728
6	10/14/19	193	0				0	0	2906	15	193.73	-	193.73	=	<b>0.00</b>	245	620	281	728
7	10/21/19	193	33	186	<b>183</b>	<b>174</b>	543	<b>642</b>	3449	18	191.61	-	193.73	=	<b>-2.12</b>	245	620	281	728
8	10/28/19	191	0				0	0	3449	18	191.61	-	191.61	=	<b>0.00</b>	245	620	281	728
9	11/04/19	191	35	<b>169</b>	<b>180</b>	<b>170</b>	519	<b>624</b>	3968	21	188.95	-	191.61	=	<b>-2.66</b>	245	620	281	728
10	11/11/19	188	37	<b>235</b>	189	<b>235</b>	659	<b>770</b>	4627	24	192.79	-	188.95	=	<b>3.84</b>	245	659	281	770

### End of 1st part

11	11/18/19	192	34	179	167	180	526	628	5153	27	190.85	-	192.79	=	<b>-1.94</b>	245	659	281	770
12	11/25/19	190	36	167	162	161	490	598	5643	30	188.10	-	190.85	=	<b>-2.75</b>	245	659	281	770
13	12/02/19	188	37	137	179	124	440	551	6083	33	184.33	-	188.10	=	<b>-3.77</b>	245	659	281	770
14	12/09/19	184	41	194	<b>182</b>	152	528	651	6611	36	183.64	-	184.33	=	<b>-0.69</b>	245	659	281	770
15	12/16/19	183	42	155	<b>203</b>	167	525	651	7136	39	182.97	-	183.64	=	<b>-0.66</b>	245	659	281	770
16	12/23/19	182	43	a172	a172	a172	516	645	7136	39	182.97	-	182.97	=	<b>0.00</b>	245	659	281	770
0	12/30/19	182	0				0	0	7136	39	182.97	-	182.97	=	<b>0.00</b>	245	659	281	770
17	01/06/20	182	43	<b>203</b>	<b>193</b>	190	586	715	7722	42	183.86	-	182.97	=	<b>0.88</b>	245	659	281	770
18	01/13/20	183	42	<b>171</b>	181	<b>202</b>	554	<b>680</b>	8276	45	183.91	-	183.86	=	<b>0.05</b>	245	659	281	770
19	01/20/20	183	42	<b>245</b>	<b>202</b>	146	593	<b>719</b>	8869	48	184.77	-	183.91	=	<b>0.86</b>	245	659	287	770

### End of 2nd part

20	01/27/20	184	0				0	0	8869	48	184.77	-	184.77	=	<b>0.00</b>	245	659	287	770
21	02/03/20	184	41	169	164	162	495	618	9364	51	183.61	-	184.77	=	<b>-1.16</b>	245	659	287	770
22	02/10/20	183	42	156	<b>202</b>	<b>181</b>	539	<b>665</b>	9903	54	183.39	-	183.61	=	<b>-0.22</b>	245	659	287	770
23	02/17/20	183	0				0	0	9903	54	183.39	-	183.39	=	<b>0.00</b>	245	659	287	770
24	02/24/20	183	42	179	<b>189</b>	<b>201</b>	569	695	10472	57	183.72	-	183.39	=	<b>0.33</b>	245	659	287	770
25	03/02/20	183	42	192	210	170	572	698	11044	60	184.07	-	183.72	=	<b>0.35</b>	245	659	287	770
26	03/09/20	184	41	178	147	<b>234</b>	559	<b>682</b>	11603	63	184.17	-	184.07	=	<b>0.11</b>	245	659	287	770
27	03/16/20	184	41	<b>179</b>	<b>208</b>	153	540	<b>663</b>	12143	66	183.98	-	184.17	=	<b>-0.19</b>	245	659	287	770

<u>&lt;100</u>	<u>100's</u>	<u>125's</u>	<u>150's</u>	<u>175's</u>	<u>200's</u>	<u>225's</u>	<u>250's</u>	<u>275's</u>	<u>300's</u>
	1	3	19	25	13	5			
<u>&lt;400</u>	<u>400's</u>	<u>450's</u>	<u>500's</u>	<u>550's</u>	<u>600's</u>	<u>650's</u>	<u>700's</u>	<u>750's</u>	<u>800's</u>
	1	2	8	8	2	1			

<u>Ave of Game 1</u>	<u>Ave of Game 2</u>	<u>Ave of Game 3</u>
185.05	188.77	178.14

High game of **245** on week **4**      High series of **659** on week **10**      High average of **194.67** after bowling week **4**  
 Low game of **124** on week **13**      Low series of **440** on week **13**      Low average of **182.97** after bowling week **15**

High Scores by Game

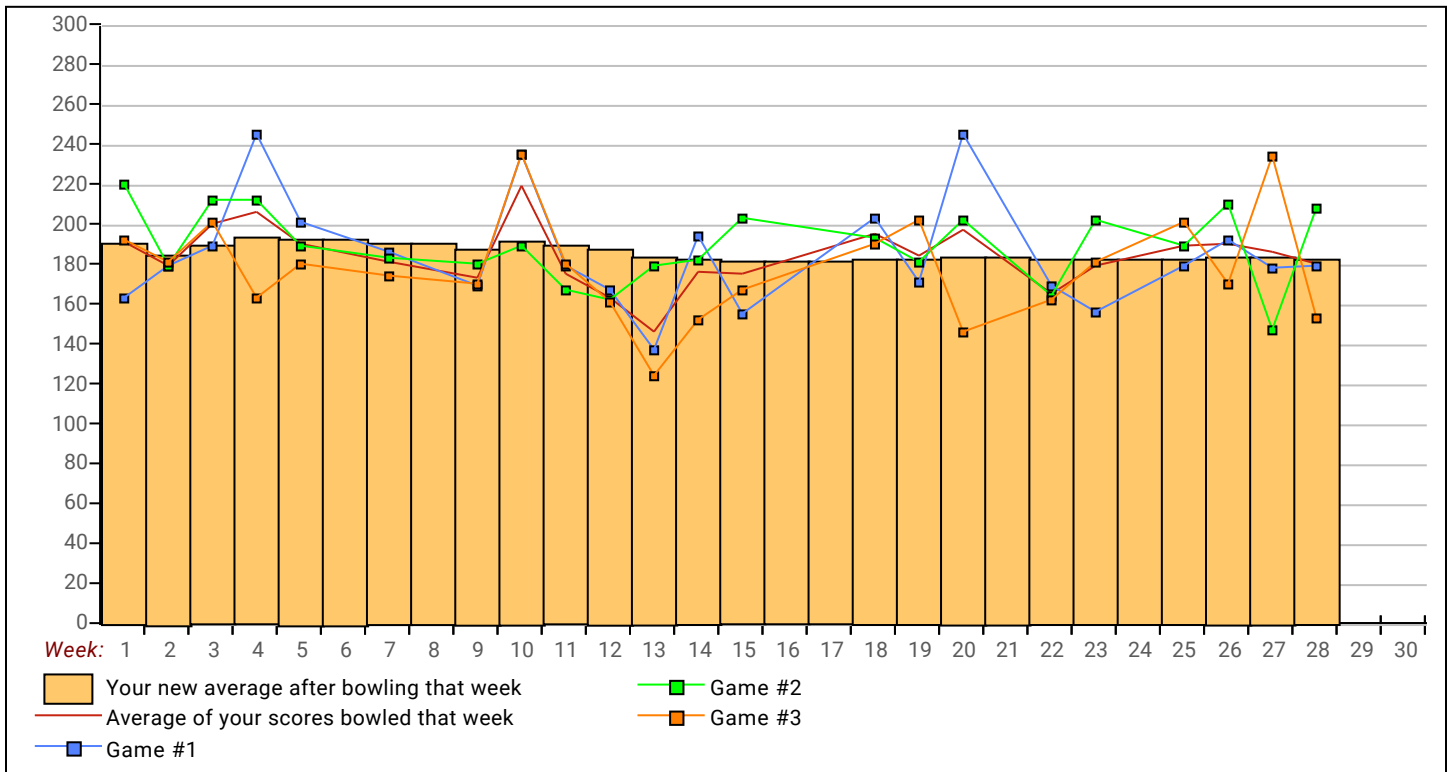
Game #1: **245** on week **4**    Game #2: **220** on week **1**    Game #3: **235** on week **10**

# Industrial League 2019-20

Monday 6:30 PM

Lanes 23 - 40

Note: This report includes information through March 16 which is Week 27 of 29



Note: This report includes information through March 16 which is Week 27 of 29

## Brent Collins's Bowling Record - Team 8: Metalcraft Inc

Week No.	Bowling Date	Old Ave	Old HDCP	Old			Total	HDCP Total	Pins Gms		---Average Change---			High Game	High Sers	HDCP Game	HDCP Sers
				-1-	-2-	-3-			New	Old	Change						
1	09/09/19	bk217	11	187	199	<b>243</b>	629	662	629	3	209.67	- 0.00	= 209.67	243	629		
2	09/16/19	bk217	11	<b>275</b>	<b>225</b>	<b>226</b>	726	<b>759</b>	1355	6	225.83	- 209.67	= 16.17	275	726		
3	09/23/19	bk217	0				0	0	1355	6	225.83	- 225.83	= 0.00	275	726		
4	09/30/19	bk217	11	178	<b>220</b>	180	578	<b>611</b>	1933	9	214.78	- 225.83	= -11.06	275	726		
5	10/07/19	214	0				0	0	1933	9	214.78	- 214.78	= 0.00	275	726		
6	10/14/19	214	14	<b>237</b>	195	169	601	<b>643</b>	2534	12	211.17	- 214.78	= -3.61	275	726	251	643
7	10/21/19	211	0				0	0	2534	12	211.17	- 211.17	= 0.00	275	726	251	643
8	10/28/19	211	17	214	205	<b>230</b>	649	<b>700</b>	3183	15	212.20	- 211.17	= 1.03	275	726	251	700
9	11/04/19	212	0				0	0	3183	15	212.20	- 212.20	= 0.00	275	726	251	700
10	11/11/19	212	16	236	201	248	685	<b>733</b>	3868	18	214.89	- 212.20	= 2.69	275	726	264	733

### End of 1st part

11	11/18/19	214	14	<b>274</b>	<b>208</b>	160	642	<b>684</b>	4510	21	214.76	- 214.89	= -0.13	275	726	288	733
12	11/25/19	214	14	236	211	148	595	<b>637</b>	5105	24	212.71	- 214.76	= -2.05	275	726	288	733
13	12/02/19	212	16	<b>191</b>	202	<b>211</b>	604	<b>652</b>	5709	27	211.44	- 212.71	= -1.26	275	726	288	733
14	12/09/19	211	17	<b>216</b>	171	189	576	<b>627</b>	6285	30	209.50	- 211.44	= -1.94	275	726	288	733
15	12/16/19	209	0				0	0	6285	30	209.50	- 209.50	= 0.00	275	726	288	733
16	12/23/19	209	18	203	172	<b>278</b>	653	<b>707</b>	6938	33	210.24	- 209.50	= 0.74	278	726	296	733
0	12/30/19	210	0				0	0	6938	33	210.24	- 210.24	= 0.00	278	726	296	733
17	01/06/20	210	18	<b>215</b>	218	191	624	<b>678</b>	7562	36	210.06	- 210.24	= -0.19	278	726	296	733
18	01/13/20	210	18	206	211	222	639	<b>693</b>	8201	39	210.28	- 210.06	= 0.23	278	726	296	733
19	01/20/20	210	18	211	<b>210</b>	<b>214</b>	635	<b>689</b>	8836	42	210.38	- 210.28	= 0.10	278	726	296	733

### End of 2nd part

20	01/27/20	210	18	<b>183</b>	182	<b>241</b>	606	<b>660</b>	9442	45	209.82	- 210.38	= -0.56	278	726	296	733
21	02/03/20	209	18	<b>289</b>	186	<b>211</b>	686	<b>740</b>	10128	48	211.00	- 209.82	= 1.18	289	726	307	740
22	02/10/20	211	17	<b>214</b>	<b>244</b>	173	631	<b>682</b>	10759	51	210.96	- 211.00	= -0.04	289	726	307	740
23	02/17/20	210	18	212	205	199	616	<b>670</b>	11375	54	210.65	- 210.96	= -0.31	289	726	307	740
24	02/24/20	210	0				0	0	11375	54	210.65	- 210.65	= 0.00	289	726	307	740
25	03/02/20	210	18	193	186	<b>267</b>	646	<b>700</b>	12021	57	210.89	- 210.65	= 0.25	289	726	307	740
26	03/09/20	210	0				0	0	12021	57	210.89	- 210.89	= 0.00	289	726	307	740
27	03/16/20	210	18	<b>178</b>	<b>229</b>	216	623	<b>677</b>	12644	60	210.73	- 210.89	= -0.16	289	726	307	740

<u>&lt;100</u>	<u>100's</u>	<u>125's</u>	<u>150's</u>	<u>175's</u>	<u>200's</u>	<u>225's</u>	<u>250's</u>	<u>275's</u>	<u>300's</u>
		1	5	15	23	11	2	3	
<u>&lt;400</u>	<u>400's</u>	<u>450's</u>	<u>500's</u>	<u>550's</u>	<u>600's</u>	<u>650's</u>	<u>700's</u>	<u>750's</u>	<u>800's</u>
				3	13	3	1		
<u>Ave of Game 1</u>			<u>Ave of Game 2</u>			<u>Ave of Game 3</u>			
217.40			204.00			210.80			

High game of **289** on week **22**      High series of **726** on week **2**      High average of **225.83** after bowling week **2**  
 Low game of **148** on week **12**      Low series of **576** on week **14**      Low average of **209.50** after bowling week **14**

High Scores by Game  
 Game #1: **289** on week **22**    Game #2: **244** on week **23**    Game #3: **278** on week **16**

# Industrial League 2019-20

Monday 6:30 PM

Lanes 23 - 40

Note: This report includes information through March 16 which is Week 27 of 29

